

Products and Accessories for Rigging and  
Automation  
2015



**For more than 25 years**

US Tel: (702) 639-0290 . [www.protechlv.com](http://www.protechlv.com)

# Protech Theatrical Services

Thank you for your interest in our wide variety of products and services.

For more than 25 years Protech has manufactured and installed the world's leading rigging and automation systems, worldwide. We offer both counterweight and automated rigging, platform & orchestra lifts, performer hoists, control systems, and a full compliment of drapery, variable acoustics, and other packages.

More than 2000 venues are outfitted with Protech equipment, ranging from the Disney Symphony Hall to small black box theatres and everything in between. Our products are also used in night clubs and industrial material handling applications.

All of the products in this manual meet or exceed industry standards and typical specifications. We also produce custom equipment and offer design/build services.



Give us a call about your project today!

US Tel: (702) 639-0290 . [www.protechlv.com](http://www.protechlv.com)



# Table of Contents

<a href="#">SmartMotion Controls</a>	4
<a href="#">General Purpose Automation</a>	7
<a href="#">Performer &amp; Special Purpose Automation</a>	11
<a href="#">Counterweight Rigging &amp; Accessories</a>	12
<a href="#">Safety/Fire Curtains &amp; Accessories</a>	37
<a href="#">Tension Wire Grids</a>	43
<a href="#">Pipe Grids</a>	45
<a href="#">Curtain Tracks</a>	22

Click the link to be taken to that page

Please note:

Protech offers a wide range of products and services not contained in this catalog including draperies, stage/platform lifts, hardware, and other rigging components. Please see our website or contact us for more details.

Thank you



# SmartMotion™ Touch Controls

SmartMotion™ Touch is Protech's proprietary, award winning automation and control system. Customizable to each application, SMT combines complex motion management, accuracy, and safety in a robust and user friendly package. Operated from a touch panel, push button controller, or removable pendant control SMT is the ideal stage and automation controller for users requiring a simple and easy to use platform that offers everything you need and nothing you don't.

Every input is entered from left-to-right in a straightforward and easy to understand layout. Even inexperienced users can be up and programming in minutes, all without formal training or a phonebook size manual to memorize.

SMT offers support for cueing, presets, and manual moves as standard. The system capabilities (positioning, speed control, etc will be determined by your rigging systems features (encoders, VFDs, etc), and each installation is tuned to get the most out of your space. Optional expansion modules are available.




# Controls & Accessories ( 64 Series )



Description	Material(s)	Product Code
4 Way Rotary Limit, Chain and Sprocket	UL 508	64-645
Hatchway Limit Switch w/Lever Arm	UL 508	64-647
Digital Encoder	UL 508	64-675
Reversing Starter Cabinet, 208-3/Phase	UL 508	64-640
Push Button Control Station (1-4 machines )	UL 508	64-680-4
Push Button Control Station (5-10 machines)	UL 508	64-680-10
PLC Touch Screen HMI Control Station	UL 508	64-700
Smart Motion Motor Controller	UL 508	64-700-SM

All Electrical Components are marked and approved ETL-508A

# Winch Accessories ( 64 Series ), continued



Description	Material(s)	Product Code
CertaStop over speed Brake 3,000 lb-in (6")	Steel/SS	64-600
CertaStop over speed Brake 8,400 lb-in (12")	Steel /SS	64-1200
CertaStop over speed Brake 27,500 lb-in (16")	Steel /SS	64-1600
CertaStop over speed Brake 50,000 lb-in (20")	Steel/SS	64-2000
CertaStop over speed Brake 100,000 lb-in (24")	Steel/SS	64-2400
Double Roller Drive Chain-50-2 (ft)	Steel	64-50-2
Mobile Capstan Winch w/Controls & Rope	SEW	72-TWG8x8
Cwt Assist Sprocket Guard	Steel	64-35
1000 lb Cap Drill Operated Winch w/Floor Stand	Steel	64-55
Roller Chain to Cable Connector	Steel	64-25
Slack Line Detetor (ea) drum	UL 508	64-10-SL
Cross Groove Detetor (ea) drum	UL 508	64-12-CG
Cable Retainer Roller (ea ) drum	Nylon	64-15-CR

All Electrical Components are marked and approved ETL-508A

# General Purpose Winches & Automated Hoists

Protech offers a wide range of General Purpose “GP” hoists for use in the theatrical industry, as well as life safety rated industrial winches rated for heavy duty overhead use. All hoists are equipped with Genuine CertaStop™ over speed brakes when possible unless otherwise specified.

**Lineshafts** are a type of automated dead haul automation system in which multiple drums are affixed to a common (typically dual output) gear motor using drive shafts and keyway and/or chain couplers. Lineshafts are often the most economical way to automate your rigging system.

**Big-drum/multi-line** hoists are an alternative to lineshafts where space is limited.

**Counterweight assist** hoists allow a traditional counterweight arbor to be automated. Counterweight assist units are a great alternative to a traditional hoist, especially when only a select few line sets are to be motorized such as dedicated lighting/electric sets.

All winch pricing is supplied complete. Includes gear motor base frame, backbone channels, drums or sprockets, plates, flange block bearing, drive shafts, couplings, and step down shafts for attachment of limit sprockets or over speed brakes.

See Winch accessories for additional equipment as required: limits, encoders, controls, CertaStop over speed brakes, drive chains and guards, slack line detectors, cross groove detectors, cable retainer rollers, drop pans, etc.

Protech does not offer hoists equipped with taperfit/taperlock collars for safety reasons.



# Line Shaft Winches ( 61 Series )

Description	Material(s)	Product Code
1000lb.Cap - 4ea 8" Drum, 54' Trav, 20 fpm	SEW	61-LS1000-4-20
1000lb.Cap - 5ea 8" Drum, 54' travel, 20 fpm	SEW	61-LS1000-5-20
1000lb.Cap - 6ea 8" Drum, 54' travel, 20 fpm	SEW	61-LS1000-6-20
1000lb.Cap - 7ea 8" Drum, 54' travel, 20 fpm	SEW	61-LS1000-7-20
1500lb.Cap - 4ea 8" Drum, 54' travel, 20 fpm	SEW	61-LS1500-4-20
1500lb.Cap - 5ea 8" Drum, 54' travel, 20 fpm	SEW	61-LS1500-5-20
1500lb.Cap - 6ea 8" Drum, 54' travel, 20 fpm	SEW	61-LS1500-6-20
1500lb.Cap - 7ea 8" Drum, 54' travel, 20 fpm	SEW	61-LS1500-7-20
2000lb.Cap - 4ea 8" Drum, 54' travel, 20 fpm	SEW	61-LS2000-4-20
2000lb.Cap - 5ea 8" Drum, 54' travel, 20 fpm	SEW	61-LS2000-5-20
2000lb.Cap - 6ea 8" Drum, 54' travel, 20 fpm	SEW	61-LS2000-6-20
2000lb.Cap - 7ea 8" Drum, 54' travel, 20 fpm	SEW	61-LS2000-7-20
2500lb.Cap - 4ea 8" Drum, 54' travel, 20 fpm	SEW	61-LS2500-4-20
2500lb.Cap - 5ea 8" Drum, 54' travel, 20 fpm	SEW	61-LS2500-5-20
2500lb.Cap - 6ea 8" Drum, 54' travel, 20 fpm	SEW	61-LS2500-6-20
2500lb.Cap - 7ea 8" Drum, 54' travel, 20 fpm	SEW	61-LS2500-7-20

All hoists are equipped with CertaStop redundant brakes unless otherwise specified

Custom speeds, capacities, and lift lines available

8

US Tel: (702) 639-0290 . [www.protechlv.com](http://www.protechlv.com)





# Multi-line Drum Winches (62 Series )



Description	Material(s)	Product Code
1000 lb.8" Drum, 5 Line 60' travel, 20 fpm	SEW	62-1000-DW
1500 lb.8" Drum, 5 Line 60' travel, 20 fpm	SEW	62-1500-DW
2000 lb.8" Drum, 5 Line 60' travel, 20 fpm	SEW	62-2000-DW
2500 lb.8" Drum, 5 Line 60' travel, 20 fpm	SEW	62-2500-DW

All hoists are equipped with CertaStop redundant brakes unless otherwise specified

Custom speeds, capacities, and lift lines available

# Counterweight Assist Winches (63 Series )


Description	Material(s)	Product Code
Cwt Assist Sprocket Winch 1000lb Cap, 20fpm	SEW	63-1000CAW
Cwt Assist Sprocket Winch 1500lb Cap, 20fpm	SEW	63-1500CAW
Cwt Assist Sprocket Winch 2000lb Cap, 20fpm	SEW	63-2000CAW
Speaker Cluster/ Chandelier Hoist 1500#	SEW	63-1500SPC



# Performer & Special Purpose Hoists

Protech offers performer and special purpose point hoists in multiple configurations. Combined with SmartMotion™ Touch controls, StepDrive™ and our other solutions provide for the most affordable performer flying systems available.

All SP series hoists are made in house and feature industry leading safety features including redundant onboard braking systems, emergency descent controls, SEW Eurodrive gear motors, and over-engineered construction.



## Step Drive: cost effective performer rigging for multiple aerialists

In the past, flying more than one performer required more than one winch. With Step Drive™, up to four performers can fly at separate elevations; rising and lowering at different speeds. Create dynamic human scenery for an unprecedentedly low cost.

How? Protech's patent pending design uses multiple stepped-drums affixed to a common drive winch. By modifying the drum ratio, the hoist creates the illusion of independent movement with the cost savings of only one axis.

Step Drive is designed to be used as a human-scenic element. Paired with Protech's award winning SmartMotion Touch controls, users can create dynamic looks with ease.

The system is built around performer safety: wire rope of no smaller than 3/16" domestic black oxide stainless steel cable, electromagnetic and mechanical failsafe braking systems, onboard diagnostics, and governed travel speed. A genuine CertaStop brake is mounted directly to the drum, ensuring that the performer is safe even in the unlikely event of winch failure. In the event of an emergency, performers can be safely lowered without electricity.

Capacity	300 lbs/ pick point
Lift lines:	Up to four
Ratio differential (standard)	22%
Power Requirement	3 Phase (208, 220, 480, etc)
Safety	Motor brake, CertaStop centrifugal brake Manual/emergency descent control Hold to run operation Vigilance control (deadman switch)
Lift line	3/16" domestic black oxide stainless wire rope
Gear motor and transmission (standard)	SEW Eurodrive - 5 hp

Each application tends to be custom in nature. Please inquire with a sales person for information today!


# Counterweight Rigging Equipment

Protech offers a complete line of traditional counterweight rigging equipment. For more than 25 years, counterweight rigging has been at the core of what we do.

Safe, strong, and cost effective, counterweight rigging is the most affordable method of operating line sets and counterbalanced overhead loads.

Specified by nearly every major Theatre Consultant, Architect, and General Contractor, Protech counterweight rigging equipment and accessories are designed and built to perform for decades to come. In fact, many of our components have been tested and proven to offer more strength and longevity than any other on the market.

All components in this catalog are manufactured in house, allowing us to ensure quality products without unnecessary mark ups.



# Single Purchase – Underhung Head Blocks (59 Series)



Description	Material (s)	Product Code
8", 6 Line	C30 Cast Iron	59086-C
8", 6 Line	Nylon	59086-N
8", 8 Line	C30 Cast Iron	59088-C
8", 8 Line	Nylon	59088-N
12", 6 Line	C30 Cast Iron	59126-C
12", 6 Line	Nylon	59126-N
12", 8 Line	C30 Cast Iron	59128-C
12", 8 Line	Nylon	59128-N
12", 10 Line	C30 Cast Iron	591210-C
12", 10 Line	Nylon	591210-N
16", 6 Line	C30 Cast Iron	59166-C
16", 8 Line	C30 Cast Iron	59168-C
Clips & Bolts are Included	Grade 5	59-CLIP

# Double Purchase – Underhung Head Block (58 Series)



Description	Material (s)	Product Code
12", 6 Line	C30 Cast Iron	58126-C
12", 6 Line	Nylon	58126-N
12", 8 Line	C30 Cast Iron	58128-C
12", 8 Line	Nylon	58128-N
Clips & Bolts are Included	Grade 5	58-CLIP
Drum Winch Staggered Head Block Assy	Steel	58-86-N

# Single Purchase – Upright Head Blocks (55 Series)

Description	Material (s)	Product Code
8", 6 Line	C30 Cast Iron	55086-C
8", 6 Line	Nylon	55086-N
8", 8 Line	C30 Cast Iron	55088-C
8", 8 Line	Nylon	55088-N
12", 6 Line	C30 Cast Iron	55126-C
12", 6 Line	Nylon	55126-N
12", 8 Line	C30 Cast Iron	55128-C
12", 8 Line	Nylon	55128-N
12", 10 Line	C30 Cast Iron	551210-C
16", 6 Line	C30 Cast Iron	55166-C
16", 8 Line	C30 Cast Iron	55168-C
Clips & Bolts are Included	Grade 5	55-CLIP



# Double Purchase - Upright Head Block (54 Series)



Description	Materials	Product Code
12", 6 Line	C30 Cast Iron	54126-C
12", 6 Line	Nylon	54126-N
12", 8 Line	C30 Cast Iron	54128-C
12", 8 Line	Nylon	54128-C
Clips & Bolts are Included	Grade 5	54-CLIP



# Upright Loft Blocks (25 Series)



Description	Material (s)	Product Code
8", 1 Line, Sealed Precision Ball Bearings	Nylon	25081-SPB-N
8", 1 Line, Tapered Roller Bearings	Nylon	25081-TRB-N
8", 1 Line, Sealed Precision Ball Bearings	C30 Cast Iron	25081-SPB-C
8", 1 Line, Tapered Roller Bearings	C30 Cast Iron	25081-TRB-C
12", 1 Line, Tapered Roller Bearings	C30 Cast Iron	25121-TRB-C
16", 1 Line, Tapered Roller Bearings	C30 Cast Iron	25161-TRB-C
Clips & Bolts are Included	Grade 5	25-CLIP
3 ea. J-Bolts & 1 Hat Clamp are included	Plated	25-JBOLT

# Under hung Loft Blocks (29 Series )



Description	Material (s)	Product Code
8", 1 Line, Sealed Precision Ball Bearings	Nylon	29081-SPB-N
8", 1 Line, Tapered Roller Bearings	Nylon	29081-TRB-N
8", 1 Line, Sealed Precision Ball Bearings	C30 Cast Iron	29081-SPB-C
8", 1 Line, Tapered Roller Bearings	C30 Cast Iron	29101-TRB-C
12", 1 Line, Tapered Roller Bearings	C30 Cast Iron	29121-TRB-C
16", 1 Line, Tapered Roller Bearings	C30 Cast Iron	29161-TRB-C
Idler Assy w/ 1-2 1/2" Idler	Nylon	29-1-IDL
Idler Assy w/ 2-2 1/2" Idlers	Nylon	29-2-IDL
Idler Assy w/ 3-2 1/2" Idlers	Nylon	29-3-IDL
Idler Assy w/ 4-2 1/2" Idlers	Nylon	29-4-IDL
Idler Assy w/ 5-2 1/2" Idlers	Nylon	29-5-IDL
Idler Assy w/ 6 or more 2 1/2" Idlers	Nylon	29-6-IDL

# Under hung Loft Blocks (29 Series ) cont.

Description	Material (s)	Product Code
Solid 3 1/2" Nylon Idler w/SPB - 2 Line	Nylon	29-S2-IDL
Solid 3 1/2" Nylon Idler w/SPB - 3 Line	Nylon	29-S3-IDL
Solid 3 1/2" Nylon Idler w/SPB - 4 Line	Nylon	29-S4-IDL
Solid 3 1/2" Nylon Idler w/SPB - 5 Line	Nylon	29-S5-IDL
Solid 3 1/2" Nylon Idler w/SPB - 6 Line	Nylon	29-S6-IDL
Solid 3 1/2" Nylon Idler w/SPB - 7 Line	Nylon	29-S7-IDL
Solid 3 1/2" Nylon Idler w/SPB - 8 Line	Nylon	29-S8-IDL
Solid 3 1/2" Nylon Idler w/SPB - 9 Line	Nylon	29-S9-IDL
Clips & Bolts are Included	Grade 5	29-CLIP
Universal Nylon Idler Bar Assy	Nylon	29-U-IDL



# Under hung Multi Grooved Loft Blocks (29 Series)



Description	Material (s)	Product Code
8", 2 Line, Tapered Roller Bearings	Nylon	29082-N
8", 2 Line, Tapered Roller Bearings	C30 Cast Iron	29082-C
8", 4 Line, Tapered Roller Bearings	C30 Cast Iron	29084-C
8", 6 Line, Tapered Roller Bearings	Nylon	29086-N
8", 6 Line, Tapered Roller Bearings	C30 Cast Iron	29086-C
8", 8 Line, Tapered Roller Bearings	C30 Cast Iron	29088-C
8", 10 Line, Tapered Roller Bearings	Nylon	290810-N
8", 10 Line, Tapered Roller Bearings	C30 Cast Iron	290810-C
12", 8 Line, Tapered Roller Bearings	Nylon	29128-N
12", 8 Line, Tapered Roller Bearings	C30 Cast Iron	29128-C
16", 8 Line, Tapered Roller Bearings	C30 Cast Iron	29168-C

# Loft Block Options (24 Series)



Description	Material (s)	Product Code
8" individual Nylon Sheave w/ Sealed Prec. Ball Bearings (no side plates/base angles)	Nylon	24081-SPB-N
Loft Block Pivot Bracket	Steel	24002
Unistrut Mounting Bracket	Steel	24003
Universal Sag Bar w/Nylon strip -10' Sect.	Nylon	25-SAG-N

Custom blocks, base angles, and mounting solutions made to your specifications are available

# Upright 2&3 Sheave Blocks (27 Series)



Description	Materials	Product Code
8", Sealed Precision Ball Bearings 1/4" Grv	Nylon	27082-C-N
8", Sealed Precision Ball Bearings 1/4" Grv	C30 Cast Iron	27082-C-C
8", Sealed Precision Ball Bearings 5/8" Grv	Nylon	27082-R-N
8", Sealed Precision Ball Bearings 5/8" Grv	C30 Cast Iron	27082-R-C
8", Sealed Precision Ball Bearings 1/4" Grv	Nylon	27083-C-N
8", Sealed Precision Ball Bearings 1/4" Grv	C30 Cast Iron	27083-C-C
8", Sealed Precision Ball Bearings 5/8" Grv	Nylon	27083-R-N
8", Sealed Precision Ball Bearings 5/8" Grv	C30 Cast Iron	27083-R-C

# Upright 4&5 Sheave Blocks (27 Series)



Description	Material (s)	Product Code
8", Sealed Precision Ball Bearings 1/4" Grv	Nylon	27084-C-N
8", Sealed Precision Ball Bearings 1/4" Grv	C30 Cast Iron	27084-C-C
8", Sealed Precision Ball Bearings 5/8" Grv	Nylon	27084-R-N
8", Sealed Precision Ball Bearings 5/8" Grv	C30 Cast Iron	27084-R-C
8", Sealed Precision Ball Bearings 1/4" Grv	Nylon	27085-C-N
8", Sealed Precision Ball Bearings 1/4" Grv	C30 Cast Iron	27085-C-C
8", Sealed Precision Ball Bearings 5/8" Grv	Nylon	27085-R-N
8", Sealed Precision Ball Bearings 5/8" Grv	C30 Cast Iron	27085-R-C
Clips & Bolts are Included	Grade 5	27-CLIP
3 ea. J-Bolts & 1 Hat Clamp are included	Plated	27-JBOLT

# Single and Multi-line Mule Blocks (22 Series)



Description	Material (s)	Product Code
8", 1 Line, Tapered Roller Bearings	Nylon	22081-N
8", 1 Line, Tapered Roller Bearings	C30 Cast Iron	22081-C
8", 2 Line, Tapered Roller Bearings	Nylon	22082-N
8", 2 Line, Tapered Roller Bearings	C30 Cast Iron	22082-C
8", 4 Line, Tapered Roller Bearings	C30 Cast Iron	22084-C
8", 6 Line, Tapered Roller Bearings	Nylon	22086-N
8", 6 Line, Tapered Roller Bearings	C30 Cast Iron	22086-C
8", 8 Line, Tapered Roller Bearings	C30 Cast Iron	22088-C
8", 10 Line, Tapered Roller Bearings	Nylon	220810-N
8", 10 Line, Tapered Roller Bearings	C30 Cast Iron	220810-C
12", 1 Line, Tapered Roller Bearings	C30 Cast Iron	22121-C
12", 8 Line, Tapered Roller Bearings	Nylon	22128-N
12", 8 Line, Tapered Roller Bearings	C30 Cast Iron	22128-C
16", 8 Line, Tapered Roller Bearings	C30 Cast Iron	22168-C
Mule Block Grid Pipe Stand	Steel	22-MBPS
Pipe Collar Bracket	Steel	22-PCB
360 Degree Multi Swivel Bracket	Steel	22-360S



# “Welch” Tension/Take Up Blocks and Fixed Floor Blocks (28 Series)



Description	Materials	Product Code
10", Floor Block 6" Tee Wall Shoes	C30 Cast Iron	28106-C
10", Floor Block 8" Tee Wall Shoes	C30 Cast Iron	28198-C
10", Floor Block 9" Tee Wall Shoes	C30 Cast Iron	28109-C
10", Adjustable Block w/ Rope Lock	C30 Cast Iron	2810-ADJ-C
10", Sliding Tension Block w/Tie-off	C30 Cast Iron	2810-SLD-C
10", Bolt/Anchor Floor Block	C30 Cast Iron	2810-FIX
Replacement Shoes 6", 8" or 9" PAIR	UMHW	2810-SH

# Single Purchase Arbors (28 Series) cont.

Description	Materials	Product Code
6' 0" Tee Style w / UMHW Guide Shoes	Steel	28X6-TEE
8' 0" Tee Style w / UMHW Guide Shoes	Steel	28X8-TEE
10' 0" Tee Style w / UMHW Guide Shoes	Steel	28X10-TEE
12' 0" Tee Style w / UMHW Guide Shoes	Steel	28X12-TEE
16' 0" Tee Style w / UMHW Guide Shoes (3)	Steel	28X16-TEE
6' 0" Lattice Track Style w/ Knife Guides	Steel	28X6-LAT
8' 0" Lattice Track Style w/ Knife Guides	Steel	28X8-LAT
10' 0" Lattice Track Style w/ Knife Guides	Steel	28X10-LAT
12' 0" Lattice Track Style w/ Knife Guides	Steel	28X12-LAT
Double Arbors	Steel	28-DBL



# Double Purchase Arbors (28 Series) cont.

Description	Materials	Product Code
6' 0" Tee, 6 Line w/ UMHW Guides, 6 Line	C30 Cast/Nylon	28X66-TEE-DP
6' 0" Tee, 6 Line w/ UMHW Guides, 8 Line	C30 Cast/Nylon	28X68-TEE-DP
8' 0" Tee, 6 Line w/ UMHW Guides, 6 Line	C30 Cast/Nylon	28X86-TEE-DP
8' 0" Tee, 6 Line w/ UMHW Guides, 8 Line	C30 Cast/Nylon	28X88-TEE-DP
10' 0" Tee, 6 Line w/ UMHW Guides, 6 Line	C30 Cast/Nylon	28X106-TEE-DP
10' 0" Tee, 6 Line w/ UMHW Guides, 8 Line	C30 Cast/Nylon	28X108-TEE-DP
12' 0" Tee, 6 Line w/ UMHW Guides, 6 Line	C30 Cast/Nylon	28X126-TEE-DP
12' 0" Tee, 6 Line w/ UMHW Guides, 8 Line	C30 Cast/Nylon	28X128-TEE-DP
14' 0" Tee, 6 Line w/ UMHW Guides, 6 Line	C30 Cast/Nylon	28X146-TEE-DP
14' 0" Tee, 6 Line w/ UMHW Guides, 8 Line	C30 Cast/Nylon	28X148-TEE-DP
16' 0" Tee, 6 Line w/ UMHW Guides, 6 Line	C30 Cast/Nylon	28X166-TEE-DP
16' 0" Tee, 6 Line w/ UMHW Guides, 8 Line	C30 Cast/Nylon	28X168-TEE-DP
Double Arbors	Steel	28-DBL
Roller Guide - add (2 or 3 required)	Nylon	28-ROL



# J - Bar Guide Systems (30 Series)



Description	Material (s)	Product Code
J Guide System, 1 3/4" x 1 3/4" x 1/4", HD 6"	Black Aluminum	30-HD-6
J Guide System, 1 3/4" x 1 3/4" x 1/4", HD 8"	Black Aluminum	30-HD-8
J Guide System, 1 3/4" x 1 3/4" x 1/4", HD 9"	Black Aluminum	30-HD--9
J Guide System, 1 3/4" x 1 3/4" x 1/4", HD 12"	Black Aluminum	30-HD-12
Adder for Misc. Centers	Set-Up Charge	30-SPCTRS

# H - Bar Guide Systems (31 Series)

Description	Material (s)	Product Code
H Guide System, 2 x 2 x 1/4", 6"	Black Aluminum	31-HD-6
H Guide System, 2 x 2 x 1/4", 8"	Black Aluminum	31-HD-8
H Guide System, 2 x 2 x 1/4", 9"	Black Aluminum	31-HD-9
H Guide System, 2 x 2 x 1/4", 12"	Black Aluminum	31-HD-12
Adder for Misc. Centers	Set-Up Charge	31-SPCTRS
2"x2" Stop Batten Hardwood ( ft )	Poplar	30-001
2"x2" Hardwood w/ 1/4" Neoprene ( ft )	Poplar	30-002




# Lattice Track Guide Systems (32 Series)

Description	Materials	Product Code
2"x2"x 3/16" Angle Guides w/Spreader Brackets	Steel	32-LAT
Bottom Wall Bracket - Pair	Steel	32-BB
Spring Bottom Bracket- Each	Steel	32-SBB
Extra Spreader Brackets- Each	Steel	32-SPR



# Single Purchase Locking Rails (34 Series)



Description	Materials	Product Code
J or H Bar Lock Rail, 6" centers	Steel	34-T6
J or H Bar Lock Rail, 8" centers	Steel	34-T8
J or H Bar Lock Rail, 9" centers	Steel	34-T9
4" x 6" Tube Locking Rail - All centers	Steel	34-TS
Locking Rail Reaction Bar (Capstan)	Steel	34-RB
Belaying Pin Loops/Holes 24" OC	Steel	34-BP
Lock Rail Std Top Member Only - Not punched	Steel	34-TOP

# Single Purchase Locking Rails (34 Series) cont.

Description	Materials	Product Code
J or H Bar Lock Rail, 6" centers	Steel	34-T6
J or H Bar Lock Rail, 8" centers	Steel	34-T8
J or H Bar Lock Rail, 9" centers	Steel	34-T9
4" x 6" Tube Locking Rail - All centers	Steel	34-TS
Adder for Locking Rail Reaction Bar (Capstan)	Steel	34-RB
Adder for Belaying Pin Loops/Holes 24" OC	Steel	34-BP
Lock Rail Std Top Member Only - Not punched	Steel	34-TOP





# Rope Locks and Accessories (34 Series) cont.



<sup>14</sup> GENERAL PURPOSE

<sup>15</sup> GENERAL PURPOSE



Description	Materials	Product Code
Rope Lock w/9" Plastic Handle and Ring	Malleable Iron	34533
Rope Lock Ring	Vinyl Coated	34533-R
Rope Lock Replacement Handle	Forged	34533-H
Set of 6", c/c, #1-30	Lamacoid	346-1-30
Set of 6", c/c, #31-50	Lamacoid	346-31-50
Set of 6", c/c, #51-70	Lamacoid	346-51-70
Set of 8", c/c, #1-30	Lamacoid	348-1-30
Set of 8", c/c, #31-50	Lamacoid	348-31-50
Set of 8", c/c, #51-70	Lamacoid	348-51-70
Index Card Clip w/ 1/2", 10-24P	Zinc	34-CLP
Uncle Buddy Snubber Tool	Steel	34-UBS

# Battens (33 Series)



Description	Material (s)	Product Code
1-1/2" ID Schedule 40 Pipe Batten	Steel	33-1.5S40
1-1/2" ID Schedule 80 Pipe Batten	Steel	33-1.5S80
2" ID Schedule 40 Pipe Batten	Steel	33-2S40
2-1/2" ID Schedule 40 Pipe Batten	Steel	33-2.5S40
1-1/2" ID Schedule 40/80 Pipe Batten Sleeve	Steel	33-1.5SLV
2" ID Schedule 40/80 Pipe Batten Sleeve	Steel	33-2SLV
2-1/2" ID Schedule 40/80 Pipe Batten Sleeve	Steel	33-2.5SLV
12" Sch 40 Double Batten Ladder Truss	Steel	33-1.5TRS
42" Batten Extension (Pair)	Steel	33-1.5CAP
42" Truss Batten Extension (Pair)	Steel	33-42EX
Batten Plastic End Caps (Pair)	Nylon	33-42EX-T

# Battens Clamps (33 Series) cont.



Description	Material (s)	Product Code
1 1/2" Full Pipe Clamp	Steel	33-1.5FPC
2" Full Pipe Clamp	Steel	33-2FPC
2" Half Pipe Clamp - Fire Curtain	Steel	33-2HPC
2 1/2" Full Pipe Clamp	Steel	33-2.5FPC

# Counter weights (38 Series)



Description	Material (s)	Product Code
Counterweight, 4" Wide x 1" x 13 3/4"	Cast Steel	38-1X4
Counterweight, 4" Wide x 2" x 13 3/4"	Cast Steel	38-2X4
Counterweight, 6" Wide x 1" x 13 3/4"	Cast Steel	38-1X6
Counterweight, 6" Wide x 2" x 13 3/4"	Cast Steel	38-2X6
Counterweight - Non Standard	Cast Steel	38-SPC

Standard: chamfered edges, black finish

# Fire Curtains and Fire Safety Equipment

We offer a wide variety of Fire Curtains and related accessories. Part numbers are provided for ease of quotation, however many if not most installations tend to be custom in nature. As certain styles work better for certain applications, we ask that you contact us for assistance unless you have received a specification from a qualified Theatre Consultant.

Safety (fire) curtains work to prevent fires (and in some cases smoke) from spreading from the stage area to the auditorium. They can be triggered by a variety of mechanisms, however the most popular is Protech's FireGaurd™ system which automatically releases the fire curtain upon activation of a fire alarm.

Fire curtains are required by fire code to be operational in the majority of medium and large size venues, both in the United States and world wide.



Independent fire testing at nearly 2000 degrees (F) for more than two hours to meet Singapore fire standards, the most stringent in the world

# Smoke Pockets ( 42 Series )

Description	Material(s)	Product Code
6"Deep Smoke Pocket & Plate, 5 ft.	Steel	42-65
6"Deep Smoke Pocket & Plate, 5 ft.w/track	Steel	42-65T
6"Deep Smoke Pocket & Plate, 10 ft.	Steel	42-610
6"Deep Smoke Pocket & Plate, 10 ft.w/track	Steel	42-610T
8"Deep Smoke Pocket & Plate, 5 ft.	Steel	42-85
8"Deep Smoke Pocket & Plate, 5 ft.w/track	Steel	42-85T
8"Deep Smoke Pocket & Plate, 10 ft.	Steel	42-810
8"Deep Smoke Pocket & Plate, 10 ft. w/track	Steel	42-810T
8"Deep Smoke Pocket & Plate, 10 ft. V angle	Steel	42-810-V



# Straight Lift Fire Curtains ( 43 Series )

Description	Material(s)	Product Code
20' High x 30' Wide	Palmtex 3140	43-20x30
24' High x 36' Wide	Palmtex 3140	43-24x36
30' High x 48' Wide	Palmtex 3140	43-30x48
36' High x 52' Wide	Palmtex 3140	43-36x52

Custom sizes available



# Braille Style Fire Curtains ( 44 Series )

Description	Material(s)	Product Code
20' High x 30' Wide	Palmtex 3140	44-20x30
24' High x 36' Wide	Palmtex 3140	44-24x36
30' High x 48' Wide	Palmtex 3140	44-30x48
36' High x 52' Wide	Palmtex 3140	44-36x52

Custom sizes available

Includes :18" Vertical D-rings 10' centers, side hem, Top and Bottom Pockets, inc. Yield pad





# Smoke Seals - Tadpole Style ( 45 Series )

Description	Material(s)	Product Code
5' Section w/Wall Angle and Clamp Bar	Palmtex 3140	45-5-SS
10' Section w/Wall Angle and Clamp Bar	Palmtex 3140	45-10-SS
20' Section w/Wall Angle and Clamp Bar	Palmtex 3140	45-20-SS



# Fire Curtain Accessories ( 46 Series )



Description	Material(s)	Product Code
Double Grid Loft Block Channels 20' Section	Stell	46-20GC
18 Gauge, U-shape Edgind, 5 ft	SEW	46-5U
18 Gauge, U-shape Edgind, 10 ft	SEW	46-10U
Curtain Guide	Bronze Spool	46-BS
Curtain Guide	Steel Rollers	46-SR

# Tension Wire Grids

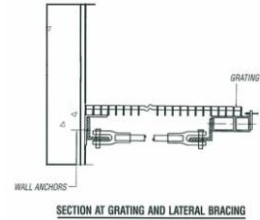
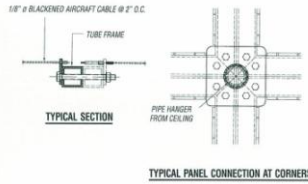
Protech pioneered the modern tension wire grid and we still lead the market, today.

Tension grids allow safe and easy access to lighting equipment and overhead space, eliminating the need for awkward fixed position walkways or dangerous overhead catwalks. Best of all, it is virtually invisible from below and it does not interfere on stage lighting. Any layout or room shape can be accommodated including existing support structures, making it ideal for renovations as well as new construction.

- Stiff, safe, and resilient walking surface
- More affordable than catwalks or fixed walkways
- Does not cast shadows or interfere with lighting
- Light and focus at virtually any angle without the use of ladders or personal lifts
- Easily customized to fit nearly any retrofit application or new building
- Multiple styles available
- Meets or exceeds all industry standards
- DSA (CA) approved



# Modular Tension Grids ( 72 Series )



Typical detail drawings

Description	Material(s)	Product Code
4' x 4' modular section, 4"	Steel	72-TWG4x4
4' x 6' modular section, 4"	Steel	72-TWG4x6
4' x 8' modular section, 4"	Steel	72-TWG4x8
4' x 10' modular section, 4"	Steel	72-TWG4x10
6' x 6' modular section, 4"	Steel	72-TWG6x6
6' x 8' modular section, 4"	Steel	72-TW6x8
6' x 10' modular section, 4"	Steel	72-TWG6x10
8' x 8' modular section, 4"	Steel	72-TWG8x8
8' x 10' modular section, 4"	Steel	72-TWG8x10
8' Pipe Hanger w/Turnbuckle & Beam Clamp	Steel	72-HGR
Perimeter Handrails - (3) Bolt-on (ft)	Steel	72-HR
Rotolock w/24" Arm	Steel	72-HL

Custom sizes available

Channel and square tube styles available. Meets or exceeds all existing specifications, including DSA requirements.



# Pipe/Lighting Grids (76 series )



Description	Material(s)	Product Code
20' x 20' CWANA	Steel	76-PG20x20
20' x 30' CWANA	Steel	76-PG20x30
20' x 40' CWANA	Steel	76-PG20x40
30' x 30' CWANA	Steel	76-PG30x30
30' x 40' CWANA	Steel	76-PG30x40
30' x 50' CWANA	Steel	76-PG30x50
40' x 40' CWANA	Steel	76-PG40x40
40' x 50' CWANA	Steel	76-PG40x50
50' x 50' CWANA	Steel	76-PG50x50

Custom sizes available

Pipe Grid pricing includes 1 1/2" SCH 40 battens 4'0" OC grid, batten sleeves, cross connector brackets.

Hangers are provided 8' O.C. grid consisting of 1 1/2 full pipe clamp, L bracket, 1/2"x4' all thread rod w/double nuts and washer, and beam clamps.

# Curtain Tracks

We offer a complete line of curtain tracks and accessories. Like our other components, these are manufactured in house on our own equipment.

- 140 Aluminum Cyclorama Track
  - Meets or exceeds industry Standards
  - Powder coat black



ADC Equivalent: 140  
H&H Equivalent: 301

- 280 Aluminum Box Track
  - Pat. pending strengthening rib with the least deflection on the market
  - Powder coat black
  - Customizable



ADC Equivalent: 2800-ABL, 282/281  
H&H Equivalent: 410A, 416/418

- 500 Track
  - 7GA construction
  - Meets or exceeds industry Standards
  - Powder coat black
  - Made in various configurations



ADC Equivalent: 500  
H&H Equivalent: 500

# Curtain Tracks ( 80 series )



Description	Material(s)	Product Code
#281 Box Track, Bi-Parting	Aluminum-BLK	80-281-T
#281 Box Track, Walk - a - Long	Aluminum-BLK	80-281-W
#500-R, I-Beam Track, Bi-Parting	Aluminum-BLK	80-500-R-T
#500-R, I-Beam Track, Walk - a - Long	Aluminum-BLK	80-500-R-W
#505 Cable Guide ( Curved Tracks ) Each	Nylon-BLK	80-505
Factory Radius - Add per foot		80-500 FC
#140 I-Beam Track, Bi-Parting	Aluminum-BLK	80-140-T
#140 I-Beam Track, Walk-a-Long	Aluminum-BLK	80-140-W
#145 Spindle ( Curved Tracks ) Each	Steel - BLK	80-145
#146 Idler ( Curved Tracks ) Each	Steel - BLK	80-146

All tracks and components are black. All carriers are Ball Bearing w/Nylon or Neoprene Wheels. All tracks are supplied complete with all necessary accessories (CWANA)